

BATHROOM TAP NT7070

BERNSTEIN 
Living with Style



INSTRUCTION MANUAL

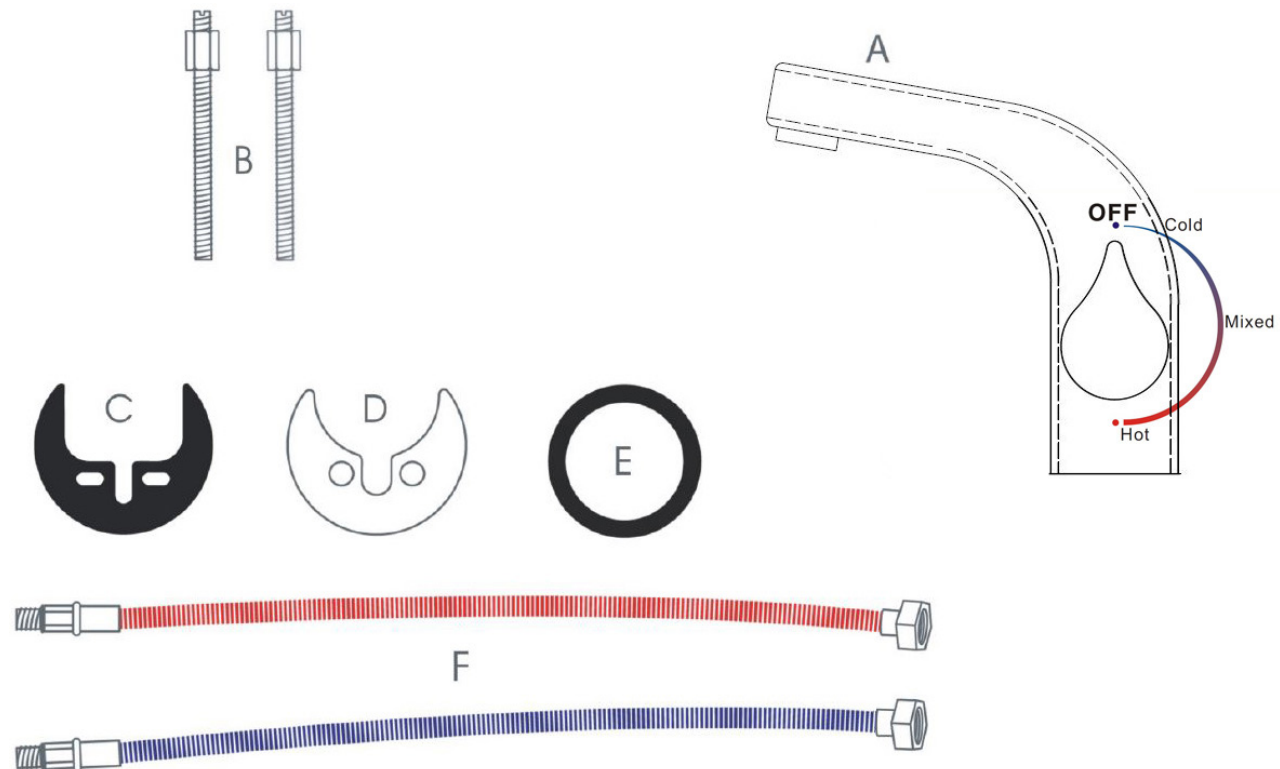
JULY 2017

Bathroom tap NT7070

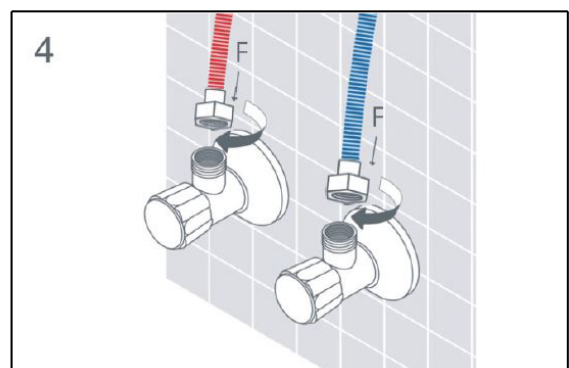
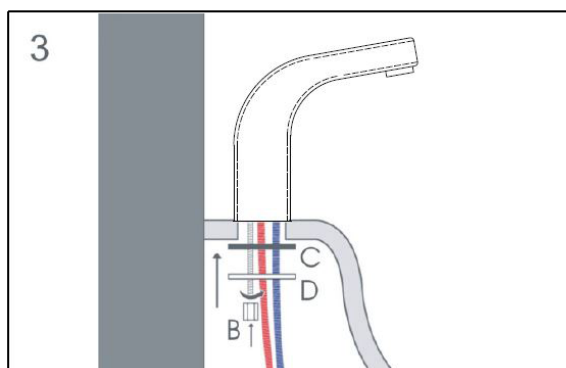
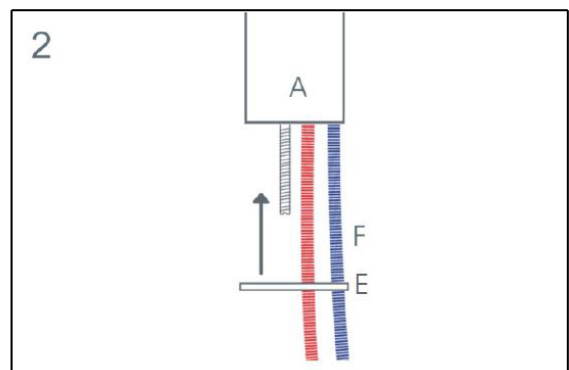
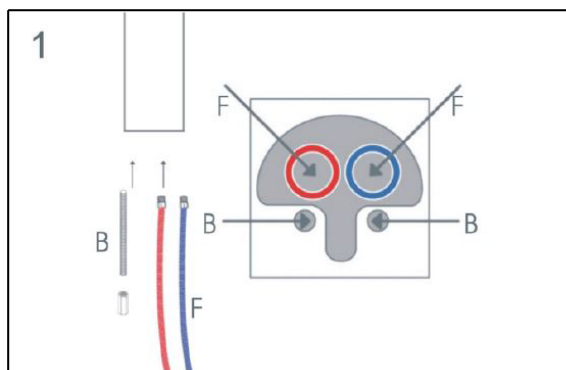
Thank you for your purchase!

Read carefully the following manual before installing or using the mixer.

Included in the delivery



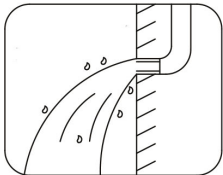
Assembly instructions I



Showed below are the recommended assembly and employ instructions. For any discrepancy between instructions and article features, please refer to the item. We reserve the right to modify the manual.

Advice on maintenance and use of the product

1. If the water pressure seems to be low or you notice a decrease in the water quantity, please check if the nozzle or the hose are clogged. In this case please disassemble the tap and clean the elements.
2. Please use a soft cloth and clear water to clean the surface of the tap. Don't use abrasive sponge or harsh cleansers in order not to damage or to scratch the chromed surface.
3. Please dry and polish the chromed surface with a soft dry cloth after each usage and cleaning.



Are excluded from guarantee:

- All damages:
 - a) Due to the use of the product in a non-domestic and non-private environment;
 - b) Due to accidental causes or negligence of the purchaser;
 - c) Due to provocati da carelessness, improper use or installation, manipulation, changes of the item or its serial number;
 - d) Due to usage, for every part which doesn't show manufacturing defects.
- Reparation costs associated with foreign body or substances.
- The total loss of the item due to the lack of spare parts taken off the market.
- Total or partial loss of the item for damages due to its use, whatever they may be.
- Transportation costs for the repair or the substitution of spare parts.
- Maintenance, regulation, repairs, loss, manipulation, and damages due to improper use or installation.